



Student Financial Aid Data Report 2004-05 through 2008-09 Academic Years

Introduction

The Kentucky Higher Education Assistance Authority (KHEAA), created in 1966, has administered student aid programs to help Kentuckians pay their higher education expenses throughout its 43-year history. This edition of the Student Financial Aid Data Book focuses on KHEAA-administered student financial aid programs for Kentucky residents attending postsecondary schools for a five-year period from 2004-05 through 2008-09.

Detailed data is included in this report for the following programs:

- College Access Program (CAP) Grant
- Kentucky Tuition Grant (KTG)
- Teacher Scholarship (TS)
- Osteopathic Medicine Scholarship (OMS)
- Minority Educator Recruitment and Retention (MERR) Scholarship
- Early Childhood Development Scholarship (ECDS)
- Robert C. Byrd Honors Scholarship (BYRD)
- Go Higher Grant (GHG)

The number of recipients, award amounts, and total amounts for each of the above programs, except GHG for which County and Area Development District (ADD) data are not available, are presented by:

- Institution
- Institution type
- Area Development District (ADD)
- County

Detailed data at the individual student-level for the following programs is not available in KHEAA's student aid system databases; therefore, only aggregate data is presented for the following programs:

- Kentucky National Guard Tuition Award Program (KNGTAP)
- KHEAA Work-Study Program (KWSP)

Many of Kentucky's student financial aid programs have undergone significant statutory, regulatory, and financial changes throughout the course of their existence. When the General Assembly, in 1998, created the Kentucky Educational Excellence Scholarship (KEES) funded by 45% of net Kentucky Lottery proceeds, it simultaneously dedicated 55% of net Lottery proceeds to fund the state's major need-based grant programs, the College Access Program and the Kentucky Tuition Grant Program.

This report does not include data on the Federal Family Education Loan Program (FFELP); the KHEAA-administered Kentucky Educational Excellence Scholarship (KEES), which is detailed in a separate data book; federal need-based grants; campus-based aid; or aid from private sources. In addition, this report does not include disbursements from the Kentucky Education Savings Plan Trust or Kentucky's Affordable Prepaid Tuition Plan, which are derived from participant contributions and earnings.






For information about KHEAA-administered student financial aid programs, call (800) 928-8926; write to KHEAA, P.O. Box 798, Frankfort, KY 40602-0798, or visit www.kheaa.com.

* Individual student-level data for ECDS recipients is not available on KHEAA's student aid database for academic years prior to 2005-06.



2009 Student Financial Aid Data Book

Table of Contents

<p>Table 1 – Kentucky Student Aid Aggregate Summary <i>Number of Students and Amount by Academic Year</i> <i>Academic Year 1990-91 to 2008-09</i> 4</p> <p>Table 2 – Kentucky Student Aid Program Summary <i>Number of Students and Amount by Academic Year</i> <i>Academic Year 1990-91 to 2008-09</i> 5</p> <p>Table 2.1 – Selected KHEAA-Administered Programs by Institution Type and Institution <i>Number of Students and Amount by Academic Year</i> <i>Academic Year 2008-09 to 2004-05</i> 7</p> <p> College Access Program (CAP) Grant 12</p> <p>Table 3.1 – CAP by Institution Type and Institution <i>Number of Students and Amount by Academic Year</i> <i>Academic Year 2008-09 to 2004-05</i> 13</p> <p>Table 3.2 – CAP by Area Development and District <i>Number of Students and Amount by Academic Year</i> <i>Academic Year 2008-09 to 2004-05</i> 18</p> <p>Table 3.3 – CAP by County <i>Number of Students and Amount by Academic Year</i> <i>Academic Year 2008-09 to 2004-05</i> 19</p> <p> Kentucky Tuition Grant (KTG) 24</p> <p>Table 4.1 – KTG by Institution Type and Institution <i>Number of Students and Amount by Academic Year</i> <i>Academic Year 2008-09 to 2004-05</i> 25</p>	<p>Table 4.2 – KTG by Area Development and District <i>Number of Students and Amount by Academic Year</i> <i>Academic Year 2008-09 to 2004-05</i> 27</p> <p>Table 4.3 – KTG by County <i>Number of Students and Amount by Academic Year</i> <i>Academic Year 2008-09 to 2004-05</i> 28</p> <p> Teacher Scholarship (TS) 33</p> <p>Table 5.1 – TS by Institution Type and Institution <i>Number of Students and Amount by Academic Year</i> <i>Academic Year 2008-09 to 2004-05</i> 34</p> <p>Table 5.2 – TS by Area Development and District <i>Number of Students and Amount by Academic Year</i> <i>Academic Year 2008-09 to 2004-05</i> 37</p> <p>Table 5.3 – TS by County <i>Number of Students and Amount by Academic Year</i> <i>Academic Year 2008-09 to 2004-05</i> 38</p> <p> Kentucky National Guard tuition Award Program (KNGTAP) 43</p> <p>Table 6 – KNGTAP <i>Number of Students and Amount by Academic Year</i> 44</p> <p> Osteopathic Medicine Scholarship (OMS) 45</p> <p>Table 7.1 – OMS by Institution Type and Institution <i>Number of Students and Amount by Academic Year</i> <i>Academic Year 2008-09 to 2004-05</i> 46</p>
---	---



2009 Student Financial Aid Data Book

Table of Contents

Table 7.2 – OMS by Area Development and District
Number of Students and Amount by Academic Year
Academic Year 2008-09 to 2004-05 47

Table 7.3 – OMS by County
Number of Students and Amount by Academic Year
Academic Year 2008-09 to 2004-05 48


 **Minority Educator Recruitment & Retention Scholarship (MERR)** 50

Table 8.1 – MERR by Institution Type and Institution
Number of Students and Amount by Academic Year
Academic Year 2008-09 to 2004-05 51

Table 8.2 – MERR by Area Development and District
Number of Students and Amount by Academic Year
Academic Year 2008-09 to 2004-05 52

Table 8.3 – MERR by County
Number of Students and Amount by Academic Year
Academic Year 2008-09 to 2004-05 53


 **Kentucky Work-Study Program (KWSP)** 56

Table 9 – KWSP
Number of Students and Amount by Academic Year 57


 **Early Childhood Development Scholarship (ECDS)** 58

Table 10.1 – ECDS by Institution Type and Institution
Number of Students and Amount by Academic Year
Academic Year 2008-09 to 2004-05 59

Table 10.2 – ECDS by Area Development and District
Number of Students and Amount by Academic Year
Academic Year 2008-09 to 2004-05 62

Table 10.3 – ECDS by County
Number of Students and Amount by Academic Year
Academic Year 2008-09 to 2004-05 63


 **Robert C. Byrd Honors Scholarship (BYRD)** 68

Table 11.1 – BYRD by Institution Type and Institution
Number of Students and Amount by Academic Year
Academic Year 2008-09 to 2004-05 69

Table 11.2 – BYRD by Area Development and District
Number of Students and Amount by Academic Year
Academic Year 2008-09 to 2004-05 72

Table 11.3 – BYRD by County
Number of Students and Amount by Academic Year
Academic Year 2008-09 to 2004-05 73


 **Go Higher Grant (GHG)** 77

Table 12.1 – GHG by Institution Type and Institution
Number of Students and Amount by Academic Year
Academic Year 2008-09 to 2004-05 78



Table 1
 Kentucky Student Aid Aggregate Summary,
 1990-91 to 2008-09
 (Number of Students* and Amount by Academic Year)

Academic Year	Students	Amount
1990-91	21,570	19,077,361
1991-92	21,959	21,232,411
1992-93	26,080	23,286,838
1993-94	22,281	22,449,996
1994-95	27,315	28,493,811
1995-96	27,229	29,458,442
1996-97	30,330	32,978,958
1997-98	28,320	31,422,994
1998-99	41,204	44,037,268
1999-00	41,665	46,173,563
2000-01	41,831	52,651,589
2001-02	42,014	56,973,309
2002-03	43,696	60,739,701
2003-04	49,586	78,772,803
2004-05	52,643	85,363,004
2005-06	49,676	91,919,613
2006-07	49,644	101,647,387
2007-08	48,819	103,232,974
2008-09	50,097	103,582,355
	715,959	\$1,033,494,377

- | | | | |
|--------|---|-------|---|
| CAP | College Access Program Grant | KWSP | KHEAA Work-Study Program |
| KTG | Kentucky Tuition Grant | ECDS | Early Childhood Development Scholarship |
| TS | Kentucky Teacher Scholarship | BYRD | Robert C. Byrd Honors Scholarship |
| KNGTAP | Kentucky National Guard Tuition Award Program | PDTS | Paul Douglas Teacher Scholarship |
| OMS | Osteopathic Medicine Scholarship | OT/PT | Occupational Therapy/Physical Therapy Scholarship |
| MERR | Minority Educator Recruitment & Retention Scholarship | GHG | Go Higher Grant |

* Students receiving awards from more than one listed student financial aid program are only counted once per academic year.

